



PRACA ORYGINALNA / ORIGINAL PAPER

Anna Piotrowicz^(A,B,C,F,G), Edyta Łuszczki^(A,B,D,F,G), Grzegorz Sobek^(A,B,D,F,G),
Justyna Wyszynska^(F,G), Justyna Podgórska-Bednarz^(F,G), Artur Mazur^(A,D,E,F,G)

The caloric value of television food advertising targeted
at Polish children

Wartość kaloryczna telewizyjnych reklam żywności skierowanych
do dzieci w Polsce

Medical Faculty University of Rzeszow

STRESZCZENIE

Otyłość wśród dzieci i młodzieży jest coraz większym problemem zdrowotnym w XXI wieku. Reklamy żywności o wysokiej wartości energetycznej i ubogiej w składniki odżywcze mogą wpływać na wybory konsumentów.

Celem badania była analiza wartości kalorycznej wszystkich reklamowanych produktów żywnościowych, skierowanych do dzieci w trzech stacjach telewizyjnych.

Metody: Nagrano wszystkie programy emitowane w trzech kanałach telewizyjnych (TVP1, Polsat, Cartoon Network), w ciągu czterech dni każdego tygodnia (przez okres od września do października). Emitowane reklamy zostały przeanalizowane w celu określenia liczby reklamowanych produktów żywnościowych. Następnie zakupiono reklamowane produkty i obliczono ich wartość energetyczną.

Wyniki: Średnia wartość kaloryczna reklamowanych produktów żywnościowych, skierowanych do dzieci wahała

ABSTRACT

Obesity among children and adolescents is a growing health problem in the twenty-first century. The marketing of energy-dense nutrient-low foods via television advertising likely affects consumer choice. Successful advertising can give added value to products and may influence the viewer's perception regarding the nutritional value and energy content of the advertised food.

The aim of the study was to analyze the caloric content of all food-products advertised to children on three television stations.

Methods: All programmes broadcast on three television channels (TVP1; Polsat and Cartoon Network) were recorded on four days of each week for a 24-hour period. Advertisements were analyzed to determine the number of food. The advertised products were then purchased and the calorific value was recorded.

Adres do korespondencji / Mailing address: Artur Mazur, Faculty of Medicine, University of Rzeszów, 35-250 Rzeszów ul. Warszawska 26, Poland, tel.: +48 178721941, e-mail: drmazur@poczta.onet.pl

Udział współautorów / Participation of co-authors: A – przygotowanie projektu badawczego/ preparation of a research project; B – zbieranie danych / collection of data; C – analiza statystyczna / statistical analysis; D – interpretacja danych / interpretation of data; E – przygotowanie manuskryptu / preparation of a manuscript; F – opracowanie piśmiennictwa / working out the literature; G – pozyskanie funduszy / obtaining funds

Artykuł otrzymano / received: 3.01.2016 | Zaakceptowano do publikacji / accepted: 26.02.2016

Piotrowicz A, Łuszczki E, Sobek G, Wyszynska J, Podgórska-Bednarz J, Mazur A. *The caloric value of television food advertising targeted at Polish children*. *Medical Review* 2016; 14 (1): 8–15. doi: 10.15584/medrev.2016.1.1

się od 1700 kcal/ dzień w stacji Cartoon Network do 33000 kcal/ dzień w telewizji Polsat. Reklamowaną żywność stanowiły głównie przekąski i produkty typu fast-food, o wysokiej zawartości tłuszczów i cukru. Średnia wartość kaloryczna reklamowanego produktu żywnościowego wyniosła 500 kcal na 100g.

Wnioski: w reklamach telewizyjnych skierowanych do dzieci, promuje się głównie żywność o wysokiej wartości energetycznej, ubogą w składniki odżywcze. Taka promocja może wpływać na zachowanie konsumentów i tym samym wpływać na nadmierne spożycie wysokokalorycznych produktów żywnościowych.

Słowa kluczowe: otyłość u dzieci; reklamy telewizyjne; wysokokaloryczne produkty

Introduction

Obesity among children and adolescents is a growing health problem in the twenty-first century. It is crucial to remember that up to 70% of adolescents who are obese are likely to become adults who are obese [1, 2]. Though the development of obesity is influenced by a number of factors, one of the main drivers is considered to result from a chronic positive energy balance where energy in excess of that expended is stored by the organism [3, 4]. As currently understood, excessive energy intake, a reduction in energy expenditure and an increase in sedentary behaviors are the main factors contributing to the emergence of overweight and obesity. Obesity is a risk factor for dyslipidemia, metabolic dysfunction [5] and musculoskeletal impairment [6] and increases the risk of chronic diseases such as cardiovascular disease, osteoarthritis type 2 diabetes [7–9] and certain types of cancer and mental disorders [10].

Mass media plays a role in promoting unhealthy food to citizens. Marketing of unhealthy products to vulnerable groups such as children is of significant public health concern. The number of food advertisements targeting young viewers may reach up to 40000 per year with a substantial percentage of total advertising being devoted to energy-rich nutrient-low 'junk food' such as chips, pizza, sweets [11].

The relationship between media and childhood obesity was explored in the 1980's [12] and was confirmed by a number of studies since then [13–16]. Evidence suggests that advertisements targeting children are constructed in a very specific way. For instance, advertisements often over-emphasize the advantages of advertised products and capitalize on the young viewers inability to resist persuasion. Similarly, the widespread access to junk-foods formulated to be tasty and fragrant can affect children choice [17].

The aim of the study was to analyze and calculate the caloric value of advertisements on three television stations in Poland.

Results: The average caloric value of advertising for children ranged from 1700 kcal per day on the Cartoon Network to 33000 kcal per day on Polsat TV. The main ads targeting children were for snack and fast-food products with high levels of fat and sugar and an average caloric value of 500 kcal per 100g.

Conclusions: TV advertising aimed at child viewers promotes mainly energy-dense and nutrient-poor products. The promotion of such products may have an impact on consumer behavior and in turn influence the intake of excessive calories.

Keywords: Childhood obesity; Television advertising; High-calorie products

Methods

Television programming from the following networks were analyzed: TVP 1 (the biggest and state-owned television company in Poland), Polsat (the leading Polish commercial television station) and Cartoon Network (one of the most popular channels for children). All programmes were recorded using a DVD recorder (Panasonic DMR-EH68) on four days: Wednesday, Thursday (two weekdays), Saturday and Sunday (two weekend days) of each week between September 21st 2011 and October 9th 2011 for a 24 hours period (to provide a total of 288 h for analysis).

Subsequently advertisements were analyzed to determine the number of food advertisements in addition to the number which targeted children. All advertisements on Cartoon Network station were classified as directed for children. At the other two stations advertisements transmitted half an hour before and half hours after children's programs were considered as targeting children.

Food products advertised to children were purchased and caloric value per 100 g was recorded from the nutritional labels.

Statistics: Analysis were conducted using Statistica 10.0 and Microsoft Office Excel 2010. Descriptive results were presented as percentages whereas the Chi-square and Cramer's V tests were used to explore differences in advertisements between TV channels. A p-value of <0.05 was considered to be statistically significant.

Results

The caloric value/100g of the foods advertised each day are presented in Table 1.

It results from the study that statistically significant results ($p < 0.05$) related to advertised drinks, candies, fast food, dairy products and other products (which include: oil, margarine, fish, ketchup, jelly, noodles, chewing gum); (see Figure 1)

Disparities regarding the caloric value of advertised products were also determined by the amount of advertisements issued by individual stations (see Figure 2).

The number of advertisements recorded during the study period presented Table 2.

The differences in calorific value of the advertised products between the programs shown in Table 3.

There were statistically significant differences regarding the advertisements for sugar-sweetened beverages between Polsat and TVP 1 (p-value 0.0142) whereby Polsat promoted products with a calorific value of 748,5 kcal by advertising sweet drinks. The number of calories was higher for Polsat than for TVP 1. The comparison of TVP1 and Cartoon Network (p-value was 0.2321), Polsat

and Cartoon Network (p-value 0.2153) showed no significant differences.

Statistically significant differences in the caloric value of advertising sweet products emerged between TVP 1 – Cartoon-Network (p-value 0.00522), and between Polsat and Cartoon-Network (p-value <0.001). Most advertisements related to sweets were broadcasted by Polsat (reaching the average of 13771,75 kcal). The difference between Polsat and TVP 1 was not significant (p-value 0,11063).

Statistically significant differences in the caloric value of fast food and chips' advertising were noticed between

Tab. 1. The total calorific value of products advertised to children

	Polsat	Polsat (average)	TVP1	TVP1 (average)	Cartoon Network	Cartoon Network (average)
Wednesday	21636 kcal	18177,5 kcal	20661 kcal	19131 kcal	2229 kcal	1980 kcal
Thursday	14719 kcal		17601 kcal		1730 kcal	
Saturday	31393 kcal	32469,5 kcal	12500 kcal	12728 kcal	1957 kcal	1860 kcal
Sunday	33546 kcal		12956 kcal		1767 kcal	

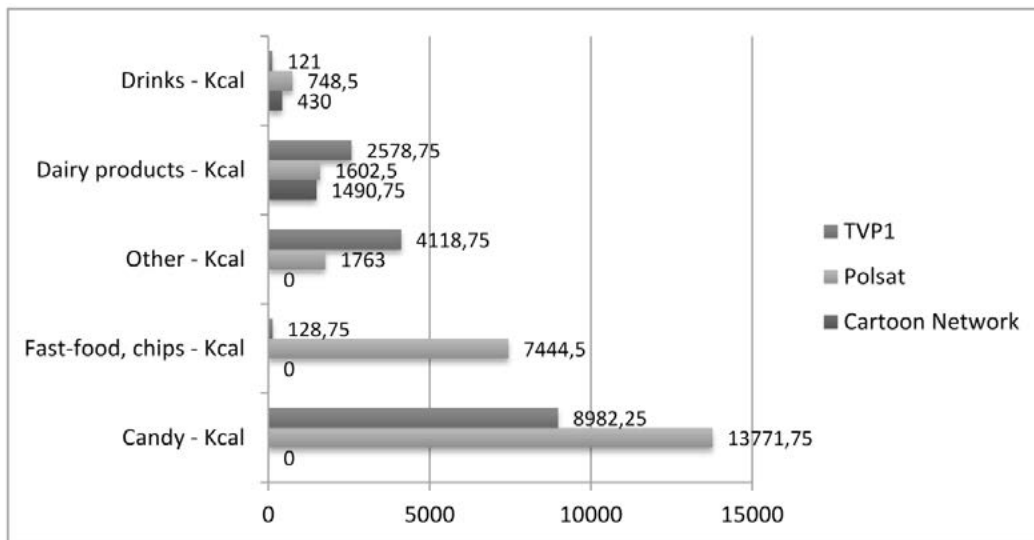


Fig. 1. The average calorific value of advertised products within one day

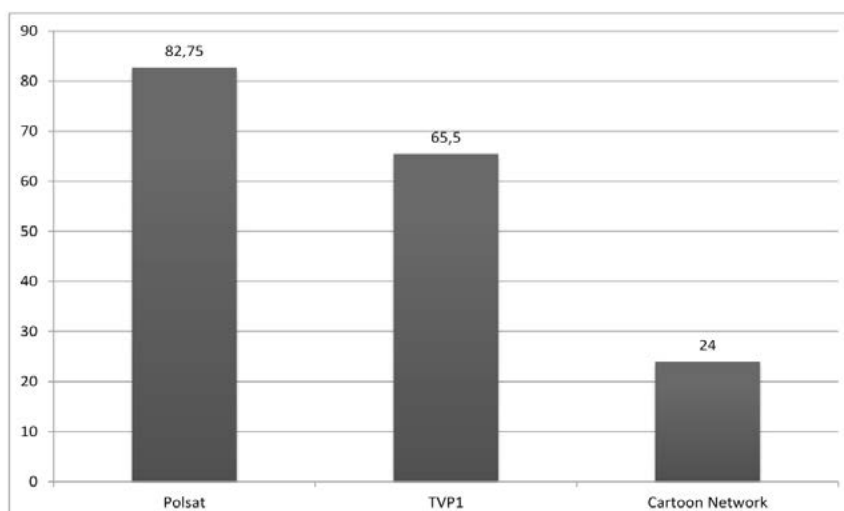


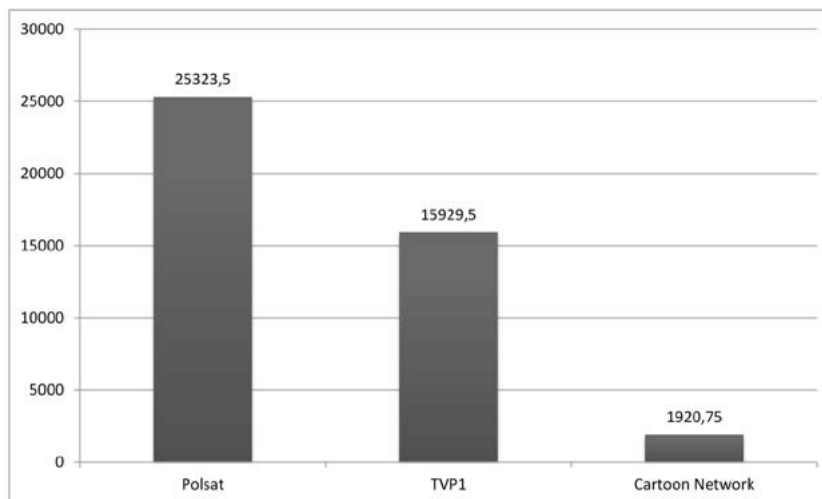
Fig. 2. The mean number of ads in various stations in the analyzed period of time

Tab. 2. The number of advertisements recorded during the study period (September 21st 2011 and October 9th 2011)

	Polsat	TVP1	Cartoon Network
Wednesday	74 adds	75 adds	31 adds
Thursday	50 adds	85 adds	22 adds
Saturday	97 adds	53 adds	22 adds
Sunday	110 adds	49 adds	21 adds
Total	331 adds	262 adds	96 adds

Tab. 3. Statistically significant differences for the caloric values

Food Type	Stations	The average calorific value of advertised products within one day [kcal]	p-value (P<0.05)*
Sugar-sweetened beverages	Polsat/ TVP1	748,5/ 121	0.0142*
	TVP1/ Cartoon N	121/ 430	0.2321
	Polsat/ Cartoon N	748,5/430	0.2153
Sweet products	Polsat/ TVP1	13771,75/ 8982,25	0,11063
	TVP1/ Cartoon N	8982,25/ 0	0.00522*
	Polsat/ Cartoon N	13771,75/0	<0.001*
Fast-Food and chips'	Polsat/ TVP1	7444,5/ 128,75	<0.000139*
	TVP1/ Cartoon N	128,75/ 0	0.992100
	Polsat/ Cartoon N	7444,5/ 0	<0.000156*
Other type of food	Polsat/ TVP1	1763/ 4118,75	0.08516
	TVP1/ Cartoon N	4118,75/ 0	0.00535*
	Polsat/ Cartoon N	1763/ 0	0.21348

**Fig. 3.** The average daily calorific value of products advertised to children

Polsat and Cartoon Network (p-value <0.000156), as well as Polsat and TVP 1 (p-value <0.000139). Data show that Polsat broadcasted the vast majority of such commercials, with the average caloric value of 7444,5 kcal. The comparison of TVP 1 and Cartoon Network (p-value 0.992100) was not statistically significant.

For the other type of food, statistically significant differences occurred between TVP 1 and Cartoon-Network (p-value 0.00535) with and an average of 4118,75 kcal presented by TVP1. The statistics proved no significant differences between Polsat – Cartoon Network (p-value 0.21348), and Polsat – TVP 1 (p-value 0.08516).

To sum up, the highest-calorie food products were advertised on Polsat channel. This applies to such products as: sweets, fast food, and chips. The second place took TVP1, and Cartoon Network the third one when it comes to the amount of calories in food ads targeted at children.

Statistically significant differences for the caloric values of advertised products were seen between: Polsat and Cartoon Network (p-value 0.0148) where the average was 23402,75 kcal/ day for Polsat, and TVP1 – Cartoon Network (p-value <0.001) where advertising prevalence on TVP1 reached an average of 14008,75kcal /day. For

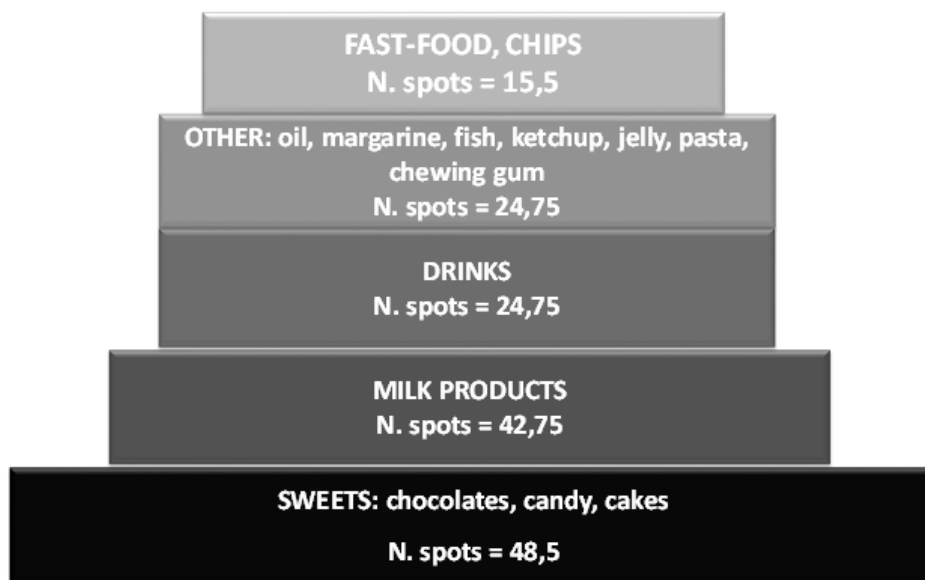


Fig. 4. Food advertising pyramid in children's TV prime time (average)

TVP 1 and Polsat there were no statistically significant differences (p-value 0.0926).

Polsat had issued the average number of daily spots on the caloric value of 25323 kcal. However, TVP1 reached 15929 kcal and Cartoon-Network had 1920 kcal (Figure 3).

The most frequently advertised products were sweets followed by dairy products. Figure 4 describes the number of advertisements dedicated to each food group.

Discussion

Alarming increasing prevalence of obesity in children and adults in recent years cannot be explained only by genetic changes [18]. Important in this regard seem to be environmental factors, including health behaviors and knowledge of children and young people about healthy lifestyles [19].

Firstly storming advertising food products has an impact on the diet of the population. It have been proved that consumer choices (mainly food) have their base in the desire to have the goods advertised, which after all is due to the specifics of the ad itself is the effect intended [20].

Especially food marketing and advertisement plays a meaningful role in shaping children's nutritional eating habits, weight status, and knowledge. Exposure to food advertising is associated with nutritional mistaken belief: the greater the exposure to food advertising, the greater the probability that unhealthy items will be judged as nutritious and healthy [21–23]. Several experiments show short-term effects on children's attitudes and their preferences for food [24, 25]. Time of television exposure is positively correlated with children's skills to correctly identify product brands [26] and with their consumption of advertised brands [27]. Numerous scientists are reporting, the media play a significant role in the development of overweight and obesity through effects on social behavior. Media offer addressed to children and

young people is increasing. Television programs, thematic channels, computer games, games consoles, websites – it is targeted offers for children and young people, perceived as a typical consumer [28].

Survey data indicate that television viewing begins at a very young age [29], and has raised as a function of the new expansion in programming targeted especially at infants [30]. More than half (59%) of children below 2 years of age watch television on an average day [31] whereas the American Academy of Pediatrics recommending before the age of 2 years no media exposure [32].

Furthermore Federal Trade Commission reported that children aged 2 to 17 years see roughly 5500 food advertisements in television per year, or about 15.1 per day [33]. Commercials for food products have long been a essential in children's television programming, and the displayed items are generally low-nutrient, high fat and sugar candies, snacks, and fast food [34, 35].

A methodical review of the published research evidence connecting television exposure with adiposity was reported in 2006 by the Institute of Medicine (IOM) [36]. The IOM classify more than 60 studies conducted over approximately the past 20 years that converged to present a small, statistically significant relationship between television exposition and child obesity. Studies were appraise for methodological strength, and the superior the study's rigor, the superior the likelihood that it showed a meaningful relationship between these variables. Since the IOM review was reported, numerous large-scale epidemiologic studies have emerged to further corroborate this relationship [37–41].

Data from cross-sectional and long-term studies bring the same pattern of results. One review of research described that, in 18 of 22 studies, more hours of media exposure caused increased weight over time [42].

Moreover studies of advertising reported that obesogenic food in television targeted at youth [34]. One of them presented that 2 out of every 3 cereals advertised to children fail to meet nutritional standards with regard to added sugar [43]. Almost all (98%) food advertisements viewed by children and 89% seen by adolescents are for products high in sugar, fat, or sodium [44]. In comparison, healthy food and drink that should be part of a regular diet are practically never advertised to children [45].

Furthermore food marketers invest almost \$2 billion yearly in advertisement for children, which is the largest share devoted to television advertisements [46]. Committee on Nutrition of Children and Youth Committee of Human Nutrition, Polish Academy of Sciences, has developed nutritional standards for the population of Polish children. For example, boys aged by 13–15 with moderate physical activity a day should consume about 3000 kcal of energy in the form of supplements. The girls of the same age about 2400 kcal. The daily intake of individual nutrients such as: proteins, fats, carbohydrates and minerals must also be within certain standards [47].

This study shows that the commonly advertised food products are confectionary products fast food, chips, sweet fizzy drinks. This phenomenon is particularly in advertisements for children. The average caloric value ranges from 1700 kcal per day in advertising on the channel Cartoon Network, to as many as 33000 kcal in Polsat TV.

It may seem right argument, saying that demand dictates supply, so if sweets, fast food products are preferred by consumers in response to the demand of market makers widen the range and launch advertising campaigns of its products in the media. All food, which scientists estimate as conducive to the formation of obesity, were present in advertisements on our consumer market, especially on television, it confirmed my research.

In addition, an Australian Centre For Health Promotion in 2006 report analyses of food advertisements by program, time channel, audience, food type show that there is accurate targeting of food advertisements, and particularly high sugar/high fat food advertisements to children. Intensive food advertisements protrude during specific programs, times and channels, impacting on children's exposure to these advertisements [48].

Importantly, they noticed that during weekend was a greater proportion of advertisements for children from

the high sugar/high fat category when compared to days from Monday to Friday. The time period with the highest proportion of high sugar/high fat advertisements was weekend in morning [48].

Present study indicates for a similar phenomenon in the commercial station Polsat channel, which clearly amount advertised food products aimed at children, grew on Saturday and Sunday – averaging 32469,5 kcal per day – and week 18177,5 kcal per day.

The caloric value of advertising is huge, our research included a few days for individual television stations, and the results are alarming.

Similarly research carried out in the Arizona (USA). The majority (72%) of food ads targeting children promote foods of low nutritional quality [35].

In conclusion the face of the sheer volume of all manner of advertising directed at children, seems to be a reasonable order of some European countries prohibit direct advertising to children under 12 years of age. This raises the question of whether a specific “kindermarketing” [49] should be examined in terms of ethics and the impact on the health of future generations.

Conclusions

TV advertising can have an impact on consumer behavior already in the youngest recipients. Children are a vulnerable group of particularly advertisers actions.

Advertised unhealthy foods may have an impact on the development of obesity in children in Poland.

Key Messages

1. Obesity among children and adolescents is a growing health problem in the twenty-first century.
2. The marketing of energy-dense nutrient-low foods via television advertising likely affects consumer choice.
3. Successful advertising can give added value to products and may influence the viewer's perception regarding the nutritional value and energy content of the advertised food.
4. TV advertising aimed at child viewers promotes mainly energy-dense and nutrient-poor products.
5. The promotion of such products may have an impact on consumer behavior and in turn influence the intake of excessive calories

Bibliografia / Bibliography

1. Ogden CL, Carroll MD, Curtin L.R. et al. Prevalence of high body mass index in US children and adolescents, 2007-2008. *JAMA* 2010;303:242–249.
2. Biro FM, Wien M. Childhood obesity and adult morbidities. *Am J Clin Nutr* 2010;91:1499-1505.
3. Hill JO, Wyatt HR, Peters JC. Energy balance and obesity. *Circulation* 2012;126:126-132.
4. Swinburn BA, Sacks G, Hall KD, McPherson K, Finegood DT, Moodie ML, Gortmaker SL. The global obesity pandemic: shaped by global drivers and local environments. *Lancet* 2011;378:804-814.
5. Song W, Yu W, Lin Y, Sun K, Zhang Y, Song Y et al. A functional variant in the exon 5 of PLIN1 reduces risk of central obesity by possible regulation of lipid storage. *Biochem Biophys Res Commun* 2015;456:896-900.

6. O'Malley G, Hussey J, Roche E. A pilot study to profile the lower limb musculoskeletal health in children with obesity. *Pediatr Phys Ther* 2012;24:292-298.
7. Freedman DS, Mei Z, Srinivasan SR, Berenson GS, Dietz WH. Cardiovascular risk factors and excess adiposity among overweight children and adolescents: the Bogalusa Heart Study. *J Pediatr* 2007;150:12-7.
8. Han JC, Lawlor DA, Kimm SY. Childhood obesity. *Lancet* 2010;375:1737-1748.
9. Whitlock EP, Williams SB, Gold R et al. Screening and interventions for childhood overweight: a summary of evidence for the US Preventive Services Task Force. *Pediatrics* 2005;116:125-144.
10. Lim SS, Vos T, Flaxman AD, Danaei G et al. A comparative risk assessment of burden of disease and injury attributable to 67 risk factors and risk factor clusters in 21 regions, 1990–2010: a systematic analysis for the Global Burden of Disease Study 2010. *Lancet* 2012;380:2224-2260.
11. Kunkel D, Castonguay J. Children and advertising: content, comprehension, and consequences. In: Singer DG, Singer JL, editors. *Handbook of children and the media*. 2nd edition. Thousand Oaks (CA): Sage Publications 2012;95–418.
12. Dietz WH, Gortmaker SL. Do we fatten our children at the television set? Obesity and television viewing in children and adolescents. *Pediatrics* 1985;75:807–812.
13. Gortmaker SL, Must A, Sobol AM et al. Television viewing as a cause of increasing obesity among children in the United States, 1986-1990. *Arch Pediatr Adolesc Med* 1996;150: 356–362.
14. Lobstein T, Baur L, Uauy R. Obesity in children and young people: a crisis in public health. *Obes Rev* 2004;5(s1):4–85.
15. Chapman K, Nicholas P, Supramaniam R. How much food advertising is there on Australian television? *Health Promot Int* 2006;21:172-180.
16. Magnus A, Haby MM, Carter R, Swinburn B. The cost-effectiveness of removing television advertising of high-fat and/or high-sugar food and beverages to Australian children. *Int J Obes (Lond)* 2009;33:1094-1102.
17. Culp J, Bell R, Cassaday D. Characteristics of food industry websites and advergames targeting children. *J Nutr Educ Behav* 2010; 42:197–201.
18. Moleres A, Martinez JA, Marti A. Genetics of Obesity. *Curr Obes Rep* 2013;2:23-31.
19. Wright P, Friestad M, Boush D. The development of marketplace persuasion knowledge in children, adolescents, and young adults. *J Public Policy Mark* 2005;24:222–233.
20. Bugge AB. Food advertising towards children and young people in Norway. *Appetite* 2016;98:12-18.
21. Uribe R, Fuentes-García. The effects of TV unhealthy food brand placement on children. Its separate and joint effect with advertising. *Appetite* 2015;91:165-172.
22. Folkvord F, Anshu D, Boyland E, Kelly B, Buijzen M. Food advertising and eating behavior in children. *Current Opinion in Behavioral Sciences* 2016;9:26–31.
23. Chambers SA, Freeman R, Anderson AS, MacGillivray S. Reducing the volume, exposure and negative impacts of advertising for foods high in fat, sugar and salt to children: A systematic review of the evidence from statutory and self-regulatory actions and educational measures. *Prev Med* 2015;75:32-43.
24. Gunter B, Oates C, Blades M. *Advertising to children on TV: content, impact, and regulation*. Mahwah (NJ) 2005. Lawrence Erlbaum Associates.
25. Swartz MB, Puhl R. Childhood obesity: a societal problem to solve. *Obes Rev* 2003;4:57–71.
26. Valkenburg PM, Buijzen M. Identifying determinants of young children's brand awareness: television, parents, and peers. *J Appl Dev Psychol* 2005;26:456–468.
27. Buijzen M, Schuurman J, Bomhof E. Associations between children's television advertising exposure and their food consumption patterns: a household diary survey study. *Appetite* 2008;50:231–239.
28. Committee on Communications. *Children, adolescents, and advertising*. *Pediatrics* 2006;118:2563–2569.
29. Vandewater E, Rideout V, Wartella E et al. Digital childhood: electronic media and technology use among infants, toddlers, and preschoolers. *Pediatrics* 2007;119:1006-1015.
30. Birch L, Parker L, Burns A. *Early childhood obesity prevention policies*. Washington, DC (2011). The National Academies Press.
31. Rideout VJ, Vandewater E, Wartella E. *Zero to six: electronic media in the lives of infants, toddlers and preschoolers*. Menlo Park (2003): The Henry J Kaiser Family Foundation.
32. American Academy of Pediatrics, Council on Communications and Media. *Media use by children younger than two years*. *Pediatrics* 2011;128:1040–1045.
33. Holt D, Ippolito P, Desrochers D et al. Children's exposure to TV advertising in 1977 and 2004: information for the obesity debate. Federal Trade Commission Website (2012). Available at: <http://www.ftc.gov/os/2007/06/cabecolor.pdf>. Accessed March 2016.
34. Palmer E, Carpenter CF. Food and beverage marketing to children and youth: trends and issues. *Media Psychology* 2006;8:165–190.
35. Castonguay J, Kunkel D, Wright P, Duff C. Healthy characters? An investigation of marketing practices in children's food advertising. *J Nutr Educ Behav* 2013;45:571-577.
36. Institute of Medicine (IOM). *Food marketing to children and youth: threat or opportunity?* Washington, DC (2006): National Academies Press.
37. Lee B, Kim H, Lee SK, Yoon J, Chung SJ. Effects of exposure to television advertising for energy-dense/nutrient-poor food on children's food intake and obesity in South Korea. *Appetite* 2014;81:305-311.
38. Zimmerman FJ, Bell JF. Associations of television content type and obesity in children. *Am J Public Health* 2010;100:334–340.
39. Gable S, Chang Y, Krull J. Television watching and frequency of family meals are predictive of overweight onset

- and persistence in a national sample of school aged children. *J Am Diet Assoc* 2007;107:53–61.
40. teVelde S, De Bourdeaudhuij I, Thorsdottir I et al. Patterns in sedentary and exercise behaviors and associations with overweight in 9–14-year-old boys and girls - a cross-sectional study. *BMC Public Health* 2007;16:1–9.
 41. Utter J, Scragg R, Schaaf D. Associations between television viewing and consumption of commonly advertised food among New Zealand children and young adolescents. *Public Health Nutrition* 2006;9:606–612.
 42. Nunez-Smith M, Wolf E, Huang H et al. Media and child and adolescent health: a systematic review. San Francisco (2008): Common Sense Media.
 43. Schwartz M, Virtanen LR, Wharton C.M et al. Examining the nutritional quality of breakfast cereals marketed to children. *J Am Diet Assoc* 2008;108:702–705.
 44. Powell LM, Schermbeck RM, Szczypka G et al. Trends in the nutritional content of television food advertisements seen by children in the United States. *Arch Pediatr Adolesc Med* 2011;165: 1078–1086.
 45. Stitt C, Kunkel D. Food advertising during children's television programming on broadcast and cable channels. *Health Commun* 2008;23:573–584.
 46. Federal Trade Commission. Marketing food to children and adolescents: a review of industry expenditures, activities, and self-regulation. Federal Trade Commission website. Available at: <http://www.ftc.gov/opa/2008/07/foodmktng.shtm>. Accessed February 11, 2015.
 47. Bryl W, Hoffmann K, Pupek-Musialik D. Otyłość w populacji wieku rozwojowego – choroba łatwa do rozpoznania, trudna do interwencji. *Przegląd Kardiodiabetologiczny* 2009; 4:170-174.
 48. Report to NSW Health. Australian Centre for Health Promotion Food Advertising on
 49. Sydney Television: The Extent of Children's Exposure. Sydney, Australia: University of Sydney; 2006.
 50. Jasielska A, Maksymiuk RA. Dorośli reklamują, dzieci kupują. *Kindermarketing i psychologia*. Wydawnictwo Naukowe Scholar 2010. Warszawa, Poland.